



German Virtual Learning

German 1

May 8, 2020



Lesson: May 8, 2020

Objective/Learning Target:


I can say at what time I have which school subjects.

Bellwork: Draw clocks for the following times. **[Tip]** Write the times out as numbers first.

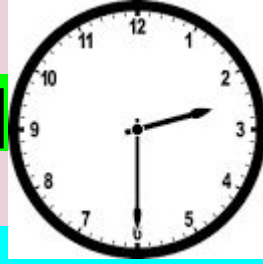
- a) Es ist viertel vor acht.
- b) Es ist halb drei.
- c) Es ist fünf vor vier.
- d) Es ist fünf nach halb sechs. **[Tip]** It is five after halfway till 6 **[5:35]**

Bellwork: How did you do?


a) Es ist viertel vor acht -----[7:45]



b) Es ist halb drei. -[2:30]



c) Es ist fünf vor vier. -----[3:55]



d) Es ist fünf nach halb sechs. -----[5:35]





This presentation will use vocab from previous lessons about school subjects. Here is a [link to that lesson](#) if you need a short refresher.

As was mentioned on the last slide of the yesterday's presentation, we will be using the word “**um**” to talk about “**at**” what time we will be doing something.

Let's write some short sentences using this word.

Here's an example. Notice the position of the words.

Question: Wann hast du Mathe? [When do you have math?]

A: I have **math** **at** **8:00am**. → Ich habe **um** **acht Uhr** **Mathe**.

Let's see a couple more. Wann hast du Biologie? Musik?

I have **biology** **at** **10:00am**. → Ich habe **um** **zehn Uhr** **Biologie**.
[I have **at** **10 o'clock** **biology**.]

I have **music** **at** **1:00pm**. → Ich habe **um** **dreizehn Uhr** **Musik**.
[I have **at** **13:00** **music**]
or **Um** **dreizehn Uhr** habe ich **Musik**.

The **object** will typically go at the end after the **time** in a normal sentence.
Time can be first, but if it cannot be first, then it will be right after the verb.

Your turn. Write the following sentences in German.

- 1) I have **chemistry** at 7 o'clock am. **[Chemie]**
- 2) I have **art** at two o'clock pm. **[Kunst]**.
- 3) I have **math** at twelve o'clock pm. **[Mathe]**

How did you do? Let's check. Did you remember to put the **subject** at the end? It may seem odd at first, but it'll get easier.

1) I have **chemistry** **at** **seven o'clock am.**

Ich habe **um** **sieben Uhr** **Chemie.**

2) I have **art** **at** **two o'clock pm.**

Ich habe **um** **vierzehn Uhr** **Kunst.**

3) I have **math** **at** **twelve o'clock pm.**

Ich habe **um** **zwölf Uhr** **Mathe.**



Practice: Write out your daily schedule that you had Spring Semester. (You should have this in your notes from a couple weeks ago). After you've done this, write sentences to say at what time you have each subject. **SAMPLE ON THE NEXT SLIDE.**

To make it easier, you can round the times to the hour. Fun fact, to abbreviate the hour, you can use “h” instead of writing out “Uhr” each time.

Example → 7 Uhr goes to 7h. 10 Uhr goes to 10h. 12 Uhr goes to 12h.



Here's a sample to help you get started.

7h - Mathe → Ich habe um sieben Uhr Mathe.

8h - Englisch

9h - Deutsch

10h - Musik

11h - Geschichte

12h - Biologie

13h - Kunst

14h - Informatik